


MICRO ESSENTIAL LABORATORY INC.

MANUFACTURERS OF HYDRION pH PAPERS AND HYDRION pH BLENDERS



4224 AVENUE H

BROOKLYN

NEW YORK 11211

718 338 3618-9

How to Use the Hydrion Micro Chlorine Tester

- Open dispenser and remove paper roll from the foil wrapping. Place the roll back into the dispenser and replace dispenser top. The test kit is now ready for use.
- Dilute the bleach solution according to the instructions below.
- Tear a strip of **MICRO CHLORINE TEST PAPER** from the dispenser and dip into the *diluted* chlorine bleach solution. Match at once to the color chart. The color match should read between **50 & 100 ppm**. If the color match is below **50 ppm**, add more bleach until the solution is over **50 ppm**.

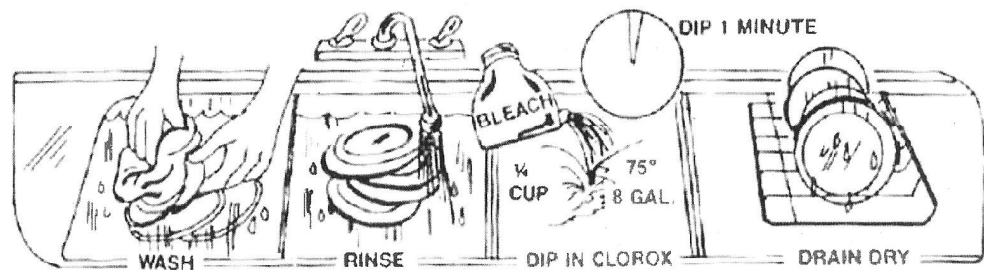
HOW TO SANITIZE WITH BLEACH

BLEACH is an effective all-purpose sanitizer that even kills some bacteria that may cause food poisoning. BLEACH is authorized for use under USDA meat, poultry, rabbit and egg products inspection programs.

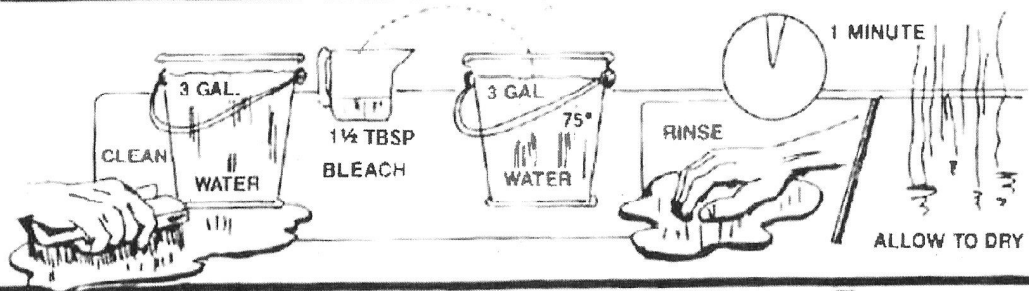
ONE TABLESPOON OF BLEACH IN 2 GALLONS OF

WATER IS EQUIVALENT TO 100 PPM OF AVAILABLE CHLORINE. ONE TABLESPOON OF BLEACH PER 2 GALLON MEETS THE U.S. PUBLIC HEALTH SERVICE RECOMMENDED LEVEL FOR SURFACE SANITATION.

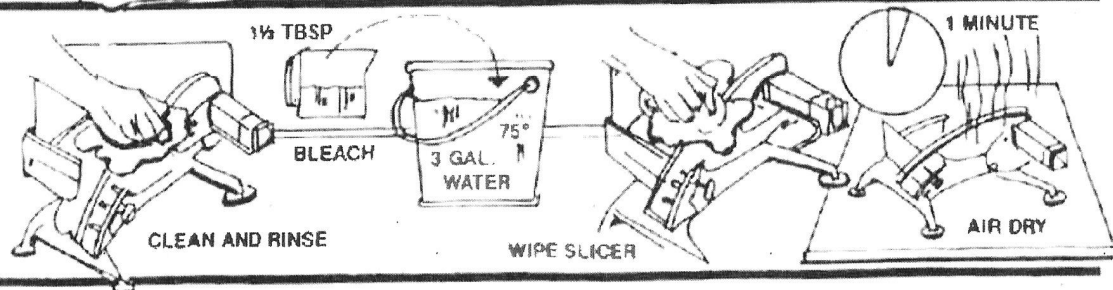
Pots & Pans Glasses • Dishes Utensils



Food Contact Surfaces



Food Equipment



"WATER TEMPERATURE SHOULD BE 75° F"